



CLIMA TECH 4400

Maximum insulation and strength with polyurethane technology

HÖRMANN

Clima Tech 4400

White Traditional Panel with Stockbridge Windows



Clima Tech 4400

BEST



Door: Ltd Lifetime



Hardware: 4 yr



Springs: 3 yr

- **R-15.7** Thermal Rating
- Steel Construction
- 1.5" Polyurethane
- 5 Colors + Custom Color
- 6 Panel Designs
- 26 Window Designs

Thermal Rating



Customizations



Low Maintenance



Luxury Level



Section Detail

SECTION DETAIL Clima Tech panels are produced in a woodgrain texture with the exception of our microgroove panels, which are stucco. All doors are customizable with 26 window designs and include clear insulated tempered glass for enhanced insulation, strength and safety. (uninsulated glass available)

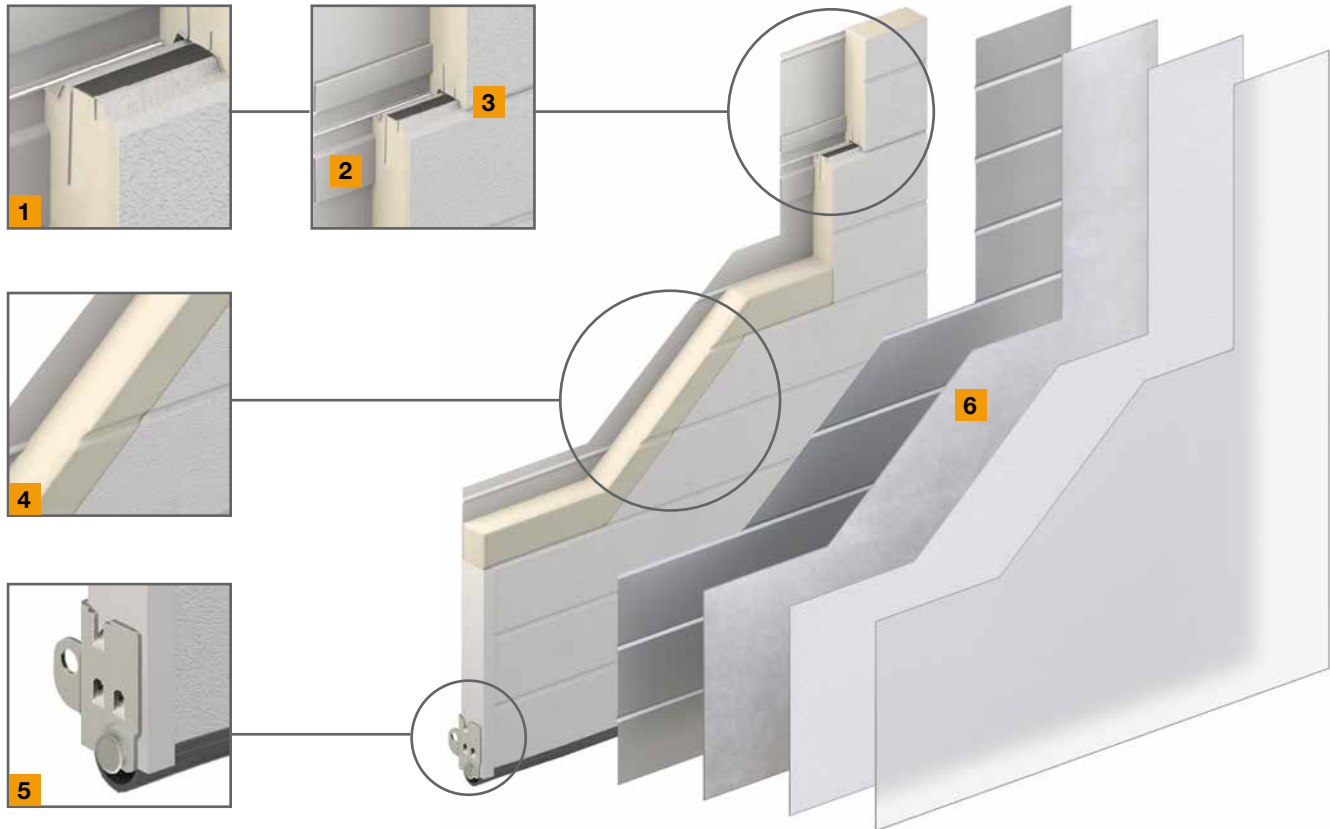
Left Facing Page Image: White traditional panel door with stockbridge windows and optional decorative hardware.

Bottom Left Image: Close-up of a white traditional panel with woodgrain texture.

Clima Tech 4400

Panel Features

The Industry Leader in Innovative Door Safety, Insulation, and Strength



Precise Thermal Break **1**

Increased thermal efficiency is achieved by our conduction-resistant thermal break.

Reinforced Mounting Steel **2**

Triple-reinforced steel fold extends across the entire section for robust hardware mounting. An internal steel layer creates additional stability.

Insulated Tongue & Groove **3**

Our joints are sealed with insulating foam and joint tape to reduce air flow heat loss.

Proprietary Urethane Blend **4**

Perfected over generations, our precisely engineered polyurethane outperforms its competitors in strength, energy efficiency, and density every time.

Proprietary Safety Brackets **5**

Our reinforced safety bottom brackets and red safety screws create a double layer of built-in safety for the user.


Steel Construction **6**

Our top-of-the-line galvanized steel is treated with 4 layers of strength and weather resistance.

Panel Design Options

CHOOSE YOUR PANEL DESIGN.

Panels come in six different styles allowing you to choose the perfect match for the design of your home.



1 Traditional


2 Ranch

3 Country

4 Cottage

5 Flush

6 Microgroove



Clima Tech 4400


Color Options



Color Options

CHOOSE YOUR BEST MATCH.

Panels are available in five standard colors* as well as our Galaxy Paint System which offers custom color matching to any color you can dream of under the stars.



* Color application method will be at the discretion of the manufacturer.




GALAXY

by **HÖRMANN**

- ★ Color Match to Any Color in the Galaxy
- ★ Cost-Effective
- ★ More Durable than Field Painting

Window Options



SUPERIOR AND SAFE WINDOWS.

Hörmann window insert frames are recessed to the panel surface to give your door a cleaner look. Window inserts are available in all our standard and optional color offerings for the perfect match.



HÖRMANN NORTH AMERICA



Sparta, TN - North American Headquarters / Sectional Doors

FIVE PRODUCTION PLANTS, ONE FAMILY



Puyallup, WA - Sectional Doors



Montgomery, IL - Sectional Doors



Barrie, ON (CAN) - High Performance Doors



Burgettstown, PA - High Performance Doors

As one of the world's leading manufacturers of doors we're committed to providing the best quality, value, and selection.

Whether residential, commercial or industrial, we have the door you're looking for. Each Hörmann product gives you the perfect array of benefits and options to satisfy your customers.

Call toll free

Eastern & Central US: 877.654.6762

Western US: 800.522.2264

Canada: 833.743.2443

Contact

Email: info@hormann.us

Website: hormann.us

Follow us on social media



AVAILABLE FROM:

