



FLUSH

The Flush garage door series conveys a progressively modern aesthetic while maintaining exceptional construction and thermal efficiency.

SIZING OPTIONS


Headroom requirements may vary on doors. **Please Note:** Elite Finish in Charcoal is only available in standard heights of 7', 8', 9' and 10'.

DOOR PRODUCT	FL138	FL134
R-VALUE	13	16
THICKNESS	1-3/8"	1-3/4"
AVAILABLE WIDTHS	8' 9' 10' 12' 16' 18'	8' 9' 10' 12' 14' 16' 18'
STANDARD HEIGHT	6' - 10'	6' - 10'

COLOUR OPTIONS

Brochure colour representation may vary from true colour.
To obtain an exact colour reference, please contact a Steel-Craft dealer for colour samples.

AVAILABLE IN FL138 & FL134



White

AVAILABLE IN FL134



Sable Grey




Sandstone

ELITE FINISHES



Weathered Wood



Walnut



Cedar



Charcoal

WINDOW OPTIONS

PLAIN LITE

Frame colours available in White, Sable Grey, Sandstone, Espresso, Weathered and Black.



Clear



Satin Texture

ELITE GLASS



Bronze Tint




Dark Tint

INLAID MUNTIN BARS

Window sizes available in 26"x 14" and 38"x 14"
Available 5/8" ThermoPane.

26"x 14"

Muntin Bars available in Brass, Pewter, and White.



Regal



Stanton

38"x 14"

Muntin Bars available in Black, Brass, Bronze, Pewter, and White.



Regal Wide



Stanton Wide



Provincial Wide

24"x 6" WINDOWS

Available in 5/8" ThermoPane.
Alignment available in Left Vertical Column, Right Vertical Column and Top Horizontal Row.

See Contemporary door for window placement options.



Don't just hang a door,
Install a Steel-Craft.

For a complete list of products,
visit steel-craft.ca

EDMONTON

Head Office:
780.453.3761
13504, St. Albert Trail
Edmonton, Alberta
T5L 4P4

CALGARY

403.255.3300

KELOWNA

250.765.4765

VANCOUVER

604.888.2550

TORONTO

905.564.3522

