



THERMO-CRAFT

The Thermo-Craft garage door series, crafted in our classic design, delivers dependable construction and excellent thermal efficiency.

SIZING OPTIONS

Headroom requirements may vary on doors.


DOOR PRODUCT	T-12	T-16
R-VALUE	10	16
THICKNESS	1-1/8"	1-3/4"
AVAILABLE WIDTHS	8' 9' 10' 16'	8' 9' 10' 12' 14' 16' 18'
STANDARD HEIGHT	7' & 8'	6' - 10'

COLOUR OPTIONS

Brochure colour representation may vary from true colour.

To obtain an exact colour reference, please contact a Steel-Craft dealer for colour samples.

AVAILABLE IN T-12 & T-16



White

AVAILABLE IN T-16



Sable Grey



Sandstone



Brown

ELITE FINISHES




Weathered Wood

WINDOW OPTIONS

PLAIN LITE

Frame colours available White, Sable Grey, Sandstone, Brown and Weathered.



Clear




Satin Texture

Please Note: Glazing and window options are only available in the T-16 product line.

INLAID MUNTIN BARS

Window size available in 26"x 14"
Available in 5/8" ThermoPane.

Muntin Bars available in Brass, Pewter, and White.



Regal



Stanton

SNAP-IN DECORATIVE DESIGNS

Window size available in 26"x 14"
Available in 5/8" ThermoPane.

Colours available in Brown, Sandstone, and White.



Cascade



Somerton - 3 Panel Design



Somerview



Stockbridge



Stockton



Waterton



Wynbridge - 3 Panel Design



Don't just hang a door,
Install a Steel-Craft.

For a complete list of products,
visit steel-craft.ca

EDMONTON

Head Office:
780.453.3761
13504, St. Albert Trail
Edmonton, Alberta
T5L 4P4

CALGARY

403.255.3300

KELOWNA

250.765.4765

VANCOUVER

604.888.2550

TORONTO

905.564.3522

